



Learning from Home Hub

Work instructions for any pupils unable to attend school during term time



Year 8

For the weeks beginning Monday 2nd and 9th May

Subject:	Work instructions:																																							
English	<p>Year 8.1 Go to https://senecalearning.com/en-GB/ and create an account using your first and last name. Once created, click "join a class" and enter the class code: o6y22d8o2n. Then go to "assignments" and complete Tasks 2.1.1-3.3.1 on English: KS3 The Crucible. For any questions or assistance, please email jwilkie@riverstonschool.co.uk</p> <p>Year 8.2 Gothic literacy</p> <p><u>Task 1</u> When discussing novels and stories, it is important to use the correct terminology. Make sure you know what these terms mean, and that you can spell them accurately.</p> <table border="1" data-bbox="300 909 1326 2087"><thead><tr><th>Term</th><th>Meaning</th><th>Learned?</th></tr></thead><tbody><tr><td>Author</td><td></td><td></td></tr><tr><td>Gothic</td><td></td><td></td></tr><tr><td>Genre</td><td></td><td></td></tr><tr><td>Character</td><td></td><td></td></tr><tr><td>Setting</td><td></td><td></td></tr><tr><td>Plot</td><td></td><td></td></tr><tr><td>Conventions</td><td></td><td></td></tr><tr><td>Suspense</td><td></td><td></td></tr><tr><td>Tension</td><td></td><td></td></tr><tr><td>Context</td><td></td><td></td></tr><tr><td>Atmosphere</td><td></td><td></td></tr><tr><td>Narrative</td><td></td><td></td></tr></tbody></table>	Term	Meaning	Learned?	Author			Gothic			Genre			Character			Setting			Plot			Conventions			Suspense			Tension			Context			Atmosphere			Narrative		
Term	Meaning	Learned?																																						
Author																																								
Gothic																																								
Genre																																								
Character																																								
Setting																																								
Plot																																								
Conventions																																								
Suspense																																								
Tension																																								
Context																																								
Atmosphere																																								
Narrative																																								



Learning from Home Hub

Work instructions for any pupils unable to attend school during term time



	<table border="1"> <tr> <td data-bbox="296 302 515 394">Fiction Trigger</td> <td data-bbox="520 302 1166 394"></td> <td data-bbox="1171 302 1326 394"></td> </tr> <tr> <td data-bbox="296 400 515 488">Climax</td> <td data-bbox="520 400 1166 488"></td> <td data-bbox="1171 400 1326 488"></td> </tr> </table>	Fiction Trigger			Climax			<p>Task 2 Research the Gothic writer Edgar Allan Poe. Include details about his life, the stories he wrote and his popularity.</p> <p>Once you have completed your work, please email it back to Miss Brown at nbrown@riverstonschool.co.uk for feedback and marking.</p> <p>Saturn Spelling, grammar and conjunctions (please note the link for 2022) Tasks will be set on Seneca https://app.senecalearning.com/dashboard/class/ukxlzy11sr/assignments/assignment/080e8aa8-c5da-4ec9-a628-3e24ffe73208 Class code: ukxlzy11sr</p>
Fiction Trigger								
Climax								
Maths	<p>Please note that the MyMaths https://www.mymaths.co.uk/ and MathsWatch https://vle.mathswatch.co.uk/vle/ online portals are where homework tasks will be set for students each week. Both need individual login details, please contact Mr Batchelor via email if you still require this. kbatchelor@riverstonschool.co.uk</p> <p>The following links and the Maths Workout https://www.mathsworkout.co.uk/ portal are to be used to supplement learning. Please try to follow the week by week topics as closely as possible. When accessing MyMaths please complete the Lesson part of the homework before attempting the task, as this will help with understanding.</p> <p>When accessing MathsWatch please watch the videos relating to the topics alongside answering the questions.</p> <p>Year 8.1 Bar charts https://corbettmaths.com/2012/08/10/reading-bar-charts/ https://corbettmaths.com/2013/04/15/drawing-bar-charts/</p> <p>Year 8.2 Numbers: BIDMAS (Order of operations) https://corbettmaths.com/2013/06/08/order-of-operations/</p> <p>Saturn Food and Diet - Recognising coins https://corbettmathsprimary.com/2018/07/24/money-video/ https://corbettmathsprimary.com/2018/05/30/times-tables-videos/</p>							
Science	<p>Year 8.1 and 2 Topic: Energy and Heat Transfers <i>Oak National Academy (Video Lessons) - Please write notes from the activities during these lessons and record any quiz scores:</i></p> <p><i>Lesson: Energy Stores and Transfers 1</i> <i>Link: https://classroom.thenational.academy/lessons/energy-stores-and-transfers-part-1-68tkee</i></p>							



Learning from Home Hub

Work instructions for any pupils unable to attend school during term time



	<p>Lesson: <i>Energy Stores and Transfers 2</i> Link: https://classroom.thenational.academy/lessons/energy-stores-and-transfers-part-2-cgw66c</p> <p>Lesson: <i>Investigating Energy Transfers</i> Link: https://classroom.thenational.academy/lessons/investigating-energy-transfers-c5k3at</p> <p>Lesson: <i>Efficiency</i> Link: https://classroom.thenational.academy/lessons/efficiency-c8vp6t</p> <p>Saturn Topic: Food and Diet Oak National Academy (Video Lessons) - Please write notes from the activities during these lessons and record any quiz scores:</p> <p>Lesson: What types of food do living things eat? Link: https://classroom.thenational.academy/lessons/what-types-of-food-do-living-things-eat-c4wkje</p> <p>Lesson: What are the different parts of the human body? Link: https://classroom.thenational.academy/lessons/what-are-the-different-parts-of-the-human-body-70uk6d</p> <p>Lesson: Why is exercise so important? Link: https://classroom.thenational.academy/lessons/why-is-exercise-so-important-70w38d</p> <p>Lesson: What is a healthy diet? Link: https://classroom.thenational.academy/lessons/what-is-a-healthy-diet-c9k38t</p> <p>Lesson: What are the key parts of a healthy diet? Link: https://classroom.thenational.academy/lessons/what-are-the-key-parts-of-a-healthy-diet-60wkqr</p> <p>Lesson: Why do people with different lifestyles need different diets? Link: https://classroom.thenational.academy/lessons/why-do-people-with-different-lifestyles-need-different-diets-6nj66r</p> <p>Lesson: What effect does exercise have on the muscles? Link: https://classroom.thenational.academy/lessons/what-effect-does-exercise-have-on-the-muscles-60up8d</p> <p>Lesson: What happens to the circulatory system during exercise? Link: https://classroom.thenational.academy/lessons/what-happens-to-the-circulatory-system-during-exercise-c8w62c</p>
Topic	<p>Complete work set on Seneca</p> <p>8.1 Amazon Rainforest To join Miss Young's class: Year 8 Topic 2022 (Note the new link for 2022) Tasks will be set on Seneca https://app.senecalearning.com/dashboard/class/4iyw9l6idk/assignments/assignment/2012a435-2c8c-46fe-a815-06764950dea3 Class code: 4iyw9l6idk</p> <p>8.2 app.senecalearning.com/dashboard/class/3esapp78nc/assignments/assignment/2818fa0d-1d84-4bf4-b108-60c094ed0bca</p> <p>Once you have completed your work, please send to Mr Banham for marking and feedback at jbaham@riverstonschool.co.uk</p>
ICT	Year 8.1 and 8.2



Learning from Home Hub

Work instructions for any pupils unable to attend school during term time



	<p>Learn how to make webpages with HTML tags and CSS, and finish up by making your very own greeting card to share with friends or family. https://www.khanacademy.org/computing/hour-of-code/hour-of-code-lessons/hour-of-html/v/making-webpages-intro</p> <p>For monitoring and assessment, please finish by sending your greeting card to dahakpo@riverstonschool.co.uk</p> <p>Saturn Introduction to sequencing commands, iteration and conditions. https://hourofcode.com/marco</p>
Art and Design	<p>On A4 paper, make a poster celebrating your favourite artist or designer. Include their name, why they are your favourite and images of their work</p> <p>Please send completed work to Mrs Sin at hsin@riverstonschool.co.uk for feedback and attainment monitoring.</p>
Drama	<p>Please choose from the following list of musical productions; create a PowerPoint presentation about the history of the show, location of its performances, and popular songs:</p> <ul style="list-style-type: none">• Wicked• The Lion King• Matilda• Jamie• Mama Mia• Blood Brothers <p>Once you have completed your work, please send it to Miss Watson for feedback and marking to vwatson@riverstonschool.co.uk</p>
Forest School	<p>Complete the following task. Research and make a poster on the following:</p> <ol style="list-style-type: none">1. How many types of Ladybird are there in the UK? What do the different colours mean?2. Do both halves of a worm live if they are cut in half? <p>Send to Miss Watson at vwatson@riverstonschool.co.uk once complete.</p>
Music	<p>Similarly to last week, this week we will be returning to another of the concepts we have looked at previously, but within a rock context, that is the basic building blocks of riffs and chords.</p> <p>First of all, please listen to the Guns N' Roses track <i>Sweet Child O' Mine</i>. As you may notice, the intro is very long, and there are no vocals for its entirety. Instead, the melody is taken up by another instrument. Which is it?</p> <p>.....</p> <p>This instrument plays the main <i>riff</i> of the piece, which returns periodically throughout the song. A riff is a short melody that is repeated over and over again, often as a way of creating a <i>hook</i> that isn't found in the vocals, that the listener will clearly be able to remember. Listen to the next few songs and see if you can identify the riffs</p> <p>Song A: Rage Against the Machine – <i>Bombtrack</i> (swearing around 1:20) Song B: Bon Jovi – <i>Livin' On A Prayer</i> Song C: Arctic Monkeys – <i>Brianstorm</i></p>

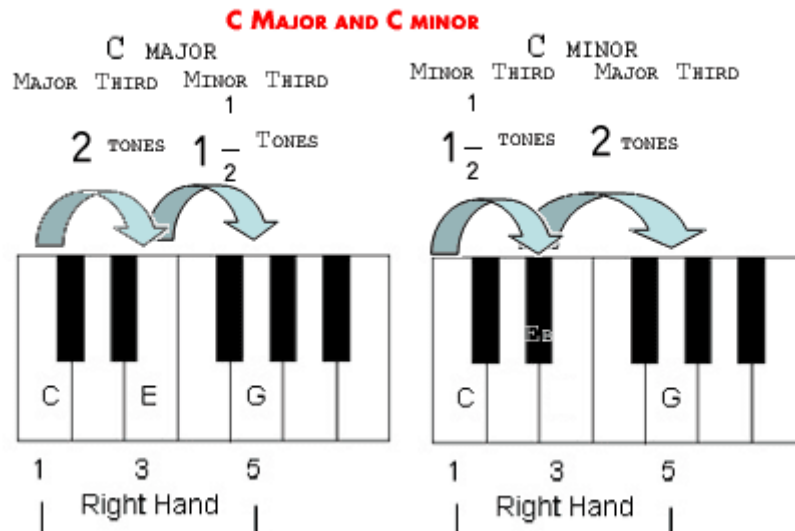


Learning from Home Hub


Work instructions for any pupils unable to attend school during term time




But guitars don't just play riffs, they play chords too. To understand what guitar guitars are doing when they play these chords, we have to remember back to the autumn term. Below is a diagram of how to form major and minor chords on a piano. You can see that there are three different notes in each chord: notes 1, 3, & 5. In a C major chord these notes are C, E and G respectively.



When a guitarist plays a C major chord, he ensures that every string he plays is either a C, E or G. The same goes for every other chord he might want to play. How would you write this on a staff? Use your folders and/or previous worksheets to help you answer.



Now, one thing we've briefly mentioned in lessons already is the power chord. Power chords are simpler than the triads above, because they only include notes 1 and 5. So a C power chord contains only the notes C and G. Write it below.



Does anyone know any songs that use riffs? Classical music also uses what we might call riffs, except they use a different name: motifs. Can you hear the riff in this famous piece?

<https://www.youtube.com/watch?v=NlprozGcs80>

Week 2

One of the most typical things about rock music is its heavy focus on the guitar. As we heard last week when we were looking at riffs, the guitar is very front-and-centre in the typical rock band, and might be considered the most important instrument. Today then, we'll be looking at the guitar in all of its different aspects. To start us off, let's watch some guitar *virtuosi* (masters), and see what kind of techniques and styles we see being used in rock music.

Eddie Van Halen: <https://www.youtube.com/watch?v=mlpHZo7BsT8>

Jimi Hendrix: <https://youtu.be/qFnlYbFEiE?t=102>

Mario Camerena & Erick Hansel (CHON): <https://youtu.be/jjoNdaM-lw?t=144>

All impressive but quite different in their styles. What did you notice?



Learning from Home Hub

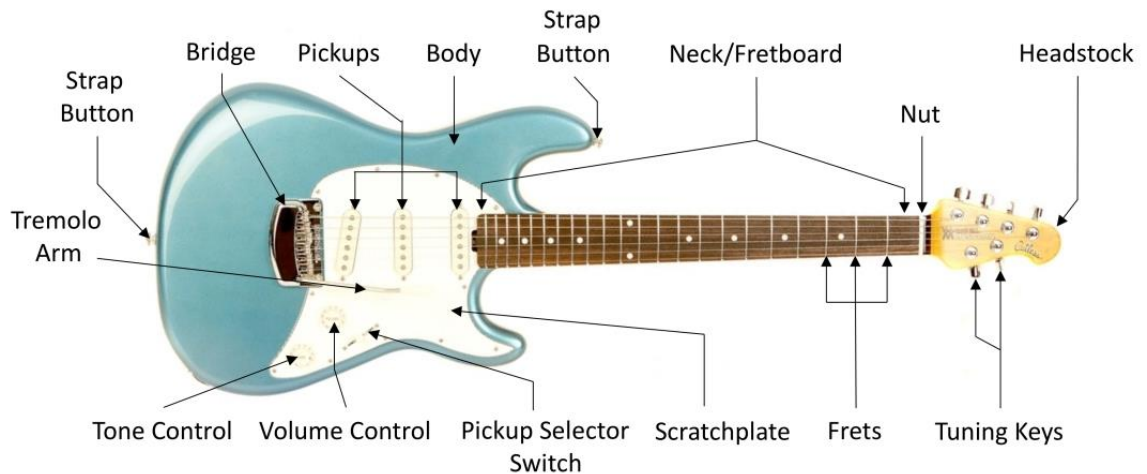
Work instructions for any pupils unable to attend school during term time



Van Halen	
Jimi Hendrix	
CHON	

It might also be worth watching a couple of beginner guitarists to get an idea of what skills are developed as a guitarist gains more experience.

<https://www.youtube.com/watch?v=PjZiCo02HxU> DO NOT BE FOOLED BY THIS VIDEO'S TITLE! These are beginners and they will get (and probably already have gotten) better! But you can see what is important to guitar playing from these players: technique, knowledge of the instrument and experience.



Above is a diagram of a typical electric guitar. The three most easy-to-remember parts of the guitar are the **body**, the **neck** and the **head**. Think of the guitar as a person without arms or legs and you might get the idea.

The guitar has **six** strings, as you can see in the diagram below, and each of them has a note name from A-G. One easy way to remember the order of these note names is through the mnemonic "Every And Donkeys Grow Big Ears", which you may remember.



Learning from Home Hub

Work instructions for any pupils unable to attend school during term time



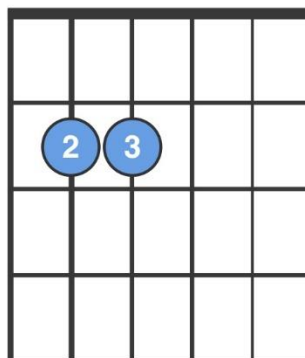
Strings



Make your own mnemonic now to help remember the string order:

- E:
- A:
- D:
- G:
- B:
- E:

The other numbers (1st, 2nd, etc.) refer to the **frets**, which are the vertical lines which cross the neck. These are where you put your fingers to create different notes. Using the diagram above, guitarists can work out how to play different things. So, for example:



In this diagram, we are told to put our fingers on the A and D strings in the 2nd fret. (The numbers in the circles tell us which fingers to use.) This chord is called an E minor – see if you can play it if you have a guitar to hand.

We will look at the guitar again, so remember this!



Once you have completed your work, please email it back to Mr Turner at cturner@riverstonschool.co.uk for feedback and marking.



Learning from Home Hub

Work instructions for any pupils unable to attend school during term time



Literacy Skills	Saturn za-hl-951-history-of-chocolate-comprehension_ver_4.pdf (twinkl.co.uk)
Creative Writing	<p>Task 1:</p> <p>1. Draw a monster. 2. Write a plausible backstory for the monster that makes it a sympathetic character.</p>  <p>Task 2:</p>  <p>“Bad decisions make good stories.” – unknown</p> <p>Tell a story in which bad decisions are made.</p> <p>Once you have completed your work, please email it back to Miss Brown at nbrown@riverstonschool.co.uk for feedback and marking.</p>
ASDAN	Saturn Please complete the following worksheets: https://www.twinkl.co.uk/resource/t-t-16397-five-ways-i-can-help-the-earth-writing-frame https://www.twinkl.co.uk/resource/t-s-885-what-does-friendship-mean-sorting-activity