




# Learning from Home Hub

## Work instructions for any pupils unable to attend school during term time



### Year 8

For the weeks beginning Monday 16<sup>th</sup> and 23<sup>rd</sup> May

Subject:	Work instructions:
English	<p><b>Year 8.1</b> Go to <a href="https://senecalearning.com/en-GB/">https://senecalearning.com/en-GB/</a> and create an account using your first and last name. Once created, click "join a class" and enter the class code: <b>o6y22d8o2n</b>. Then go to "assignments" and complete <b>Tasks 1.1.1-2.1.3</b> on <b>English: KS3 Dracula</b>. For any questions or assistance, please email <a href="mailto:jwilkie@riverstonschool.co.uk">jwilkie@riverstonschool.co.uk</a></p> <p><b>Year 8.2</b> <b>Gothic Horror</b> <b>Close reading comprehension</b> Below, there are some extracts from a gothic horror story. Read each sentence closely, and RE-READ it before you answer each question. GOOD LUCK!</p> <div data-bbox="288 887 1484 1240" style="border: 1px solid black; padding: 10px; text-align: center;"><p><i>"It had been precisely 5 minutes since the clock on the wall had struck 11pm, when Jane first heard the sound of slow footsteps in the snow. She gasped. They came closer and closer, through the nearby forest towards the great mansion that Jane stood within, the snow crunching beneath their feet like a blanket of brittle bones."</i></p></div> <ol style="list-style-type: none"><li>1. What time is it in this sentence? Circle the correct answer.<ol style="list-style-type: none"><li>a. 10:55 pm</li><li>b. 11:05 pm</li><li>c. 11 pm</li></ol></li><li>2. What season is it most likely to be in this extract?<ol style="list-style-type: none"><li>a. Winter</li><li>b. Summer</li></ol></li><li>3. The people travelling in the snow are likely...<ol style="list-style-type: none"><li>a. Running</li><li>b. Walking</li></ol></li><li>4. Jane is in:<ol style="list-style-type: none"><li>a. A forest</li><li>b. A castle</li><li>c. A mansion</li></ol></li><li>5. True or false: the footsteps are going into the forest<ol style="list-style-type: none"><li>a. True</li><li>b. False</li></ol></li><li>6. Write down one simile in this extract.</li><li>7. Which word best describes how Jane feels when she first hears the footsteps:<ol style="list-style-type: none"><li>a. Confident</li><li>b. Shocked</li></ol></li></ol> 



# Learning from Home Hub

## Work instructions for any pupils unable to attend school during term time



	<p>c. Furious d. Contented</p> <p>8. We are not told who the approaching people are, yet we know they are coming. How does this make you feel as you read it?</p> <p>Once you have completed your work, please email it back to Miss Brown at <a href="mailto:nbrown@riverstonschool.co.uk">nbrown@riverstonschool.co.uk</a> for feedback and marking.</p> <p><b>Saturn</b> Spelling, grammar and conjunctions (please note the link for 2022) Tasks will be set on Seneca <a href="https://app.senecalearning.com/dashboard/class/ukxlzy11sr/assignments/assignment/080e8aa8-c5da-4ec9-a628-3e24ffe73208">https://app.senecalearning.com/dashboard/class/ukxlzy11sr/assignments/assignment/080e8aa8-c5da-4ec9-a628-3e24ffe73208</a> Class code: <b>ukxlzy11sr</b></p>
Maths	<p>Please note that the <b>MyMaths</b> <a href="https://www.mymaths.co.uk/">https://www.mymaths.co.uk/</a> and <b>MathsWatch</b> <a href="https://vle.mathswatch.co.uk/vle/">https://vle.mathswatch.co.uk/vle/</a> online portals are where homework tasks will be set for students each week. Both need individual login details, please contact Mr Batchelor via email if you still require this. <a href="mailto:kbatchelor@riverstonschool.co.uk">kbatchelor@riverstonschool.co.uk</a></p> <p>The following links and the Maths Workout <a href="https://www.mathsworkout.co.uk/">https://www.mathsworkout.co.uk/</a> portal are to be used to supplement learning. Please try to follow the week by week topics as closely as possible. When accessing MyMaths please complete the Lesson part of the homework before attempting the task, as this will help with understanding. When accessing MathsWatch please watch the videos relating to the topics alongside answering the questions.</p> <p><b>Year 8.1</b> Probability <a href="https://corbettmaths.com/2013/06/15/probability/">https://corbettmaths.com/2013/06/15/probability/</a> <a href="https://corbettmaths.com/2013/06/18/conditional-probability/">https://corbettmaths.com/2013/06/18/conditional-probability/</a> <a href="https://corbettmaths.com/2013/05/12/probability-scale/">https://corbettmaths.com/2013/05/12/probability-scale/</a> <a href="https://corbettmaths.com/2013/06/16/independent-events/">https://corbettmaths.com/2013/06/16/independent-events/</a></p> <p><b>Year 8.2</b> Geometry: Reflection <a href="#">Reflections Video – Corbettmaths</a></p> <p><b>Saturn</b> Rainforests- Measures, units <a href="https://corbettmathsprimary.com/2018/07/31/units-length-video/">https://corbettmathsprimary.com/2018/07/31/units-length-video/</a> <a href="https://corbettmathsprimary.com/2018/05/30/times-tables-videos/">https://corbettmathsprimary.com/2018/05/30/times-tables-videos/</a></p>
Science	<p><b>Year 8.1 and 2</b> <b>Topic: <u>Energy and Heat Transfers</u></b> <i>Oak National Academy (Video Lessons)</i> - Please write notes from the activities during these lessons and record any quiz scores:</p> <p><i>Lesson: <b>Energy Stores and Transfers 1</b></i> <i>Link: <a href="https://classroom.thenational.academy/lessons/energy-stores-and-transfers-part-1-68tkee">https://classroom.thenational.academy/lessons/energy-stores-and-transfers-part-1-68tkee</a></i></p> <p><i>Lesson: <b>Energy Stores and Transfers 2</b></i> <i>Link: <a href="https://classroom.thenational.academy/lessons/energy-stores-and-transfers-part-2-cgw66c">https://classroom.thenational.academy/lessons/energy-stores-and-transfers-part-2-cgw66c</a></i></p>



# Learning from Home Hub

## Work instructions for any pupils unable to attend school during term time



	<p><b>Lesson: Investigating Energy Transfers</b>  <b>Link:</b> <a href="https://classroom.thenational.academy/lessons/investigating-energy-transfers-c5k3at">https://classroom.thenational.academy/lessons/investigating-energy-transfers-c5k3at</a></p> <p><b>Lesson: Efficiency</b>  <b>Link:</b> <a href="https://classroom.thenational.academy/lessons/efficiency-c8vp6t">https://classroom.thenational.academy/lessons/efficiency-c8vp6t</a></p> <p><b>Lesson: Conduction</b>  <b>Link:</b> <a href="https://classroom.thenational.academy/lessons/conduction-64vpad">https://classroom.thenational.academy/lessons/conduction-64vpad</a></p> <p><b>Lesson: Convection</b>  <b>Link:</b> <a href="https://classroom.thenational.academy/lessons/convection-6tjk8r">https://classroom.thenational.academy/lessons/convection-6tjk8r</a></p> <p><b>Lesson: Radiation</b>  <b>Link:</b> <a href="https://classroom.thenational.academy/lessons/radiation-70t6ac">https://classroom.thenational.academy/lessons/radiation-70t6ac</a></p> <p><b>Lesson: Insulation</b>  <b>Link:</b> <a href="https://classroom.thenational.academy/lessons/insulation-ccup2r">https://classroom.thenational.academy/lessons/insulation-ccup2r</a></p> <p><b>Saturn</b>  <b>Topic: Food and Diet</b>  Oak National Academy (Video Lessons) - Please write notes from the activities during these lessons and record any quiz scores:</p> <p><b>Lesson: What types of food do living things eat?</b>  <b>Link:</b> <a href="https://classroom.thenational.academy/lessons/what-types-of-food-do-living-things-eat-c4wkje">https://classroom.thenational.academy/lessons/what-types-of-food-do-living-things-eat-c4wkje</a></p> <p><b>Lesson: What are the different parts of the human body?</b>  <b>Link:</b> <a href="https://classroom.thenational.academy/lessons/what-are-the-different-parts-of-the-human-body-70uk6d">https://classroom.thenational.academy/lessons/what-are-the-different-parts-of-the-human-body-70uk6d</a></p> <p><b>Lesson: Why is exercise so important?</b>  <b>Link:</b> <a href="https://classroom.thenational.academy/lessons/why-is-exercise-so-important-70w38d">https://classroom.thenational.academy/lessons/why-is-exercise-so-important-70w38d</a></p> <p><b>Lesson: What is a healthy diet?</b>  <b>Link:</b> <a href="https://classroom.thenational.academy/lessons/what-is-a-healthy-diet-c9k38t">https://classroom.thenational.academy/lessons/what-is-a-healthy-diet-c9k38t</a></p> <p><b>Lesson: What are the key parts of a healthy diet?</b>  <b>Link:</b> <a href="https://classroom.thenational.academy/lessons/what-are-the-key-parts-of-a-healthy-diet-60wkqr">https://classroom.thenational.academy/lessons/what-are-the-key-parts-of-a-healthy-diet-60wkqr</a></p> <p><b>Lesson: Why do people with different lifestyles need different diets?</b>  <b>Link:</b> <a href="https://classroom.thenational.academy/lessons/why-do-people-with-different-lifestyles-need-different-diets-6nj66r">https://classroom.thenational.academy/lessons/why-do-people-with-different-lifestyles-need-different-diets-6nj66r</a></p> <p><b>Lesson: What effect does exercise have on the muscles?</b>  <b>Link:</b> <a href="https://classroom.thenational.academy/lessons/what-effect-does-exercise-have-on-the-muscles-60up8d">https://classroom.thenational.academy/lessons/what-effect-does-exercise-have-on-the-muscles-60up8d</a></p> <p><b>Lesson: What happens to the circulatory system during exercise?</b>  <b>Link:</b> <a href="https://classroom.thenational.academy/lessons/what-happens-to-the-circulatory-system-during-exercise-c8w62c">https://classroom.thenational.academy/lessons/what-happens-to-the-circulatory-system-during-exercise-c8w62c</a></p>
Topic	<p><u>Complete work set on Seneca</u>  <b>8.1</b>  <u>Food and Nutrition</u></p> <p>To join Miss Young's class: Year 8 Topic 2022 (Note the new link for 2022)  Tasks will be set on Seneca  <a href="https://app.senecalearning.com/dashboard/class/4iyw9l6idk/assignments/assignment/2012a435-2c8c-46fe-a815-06764950dea3">https://app.senecalearning.com/dashboard/class/4iyw9l6idk/assignments/assignment/2012a435-2c8c-46fe-a815-06764950dea3</a>  Class code: <b>4iyw9l6idk</b></p> <p><b>8.2</b></p>



# Learning from Home Hub

## Work instructions for any pupils unable to attend school during term time



	<p><a href="http://app.senecalearning.com/dashboard/class/3esapp78nc/assignments/assignment/2818fa0d-1d84-4bf4-b108-60c094ed0bca">app.senecalearning.com/dashboard/class/3esapp78nc/assignments/assignment/2818fa0d-1d84-4bf4-b108-60c094ed0bca</a></p> <p>Once you have completed your work, please send to Mr Banham for marking and feedback at <a href="mailto:jbanham@riverstonschool.co.uk">jbanham@riverstonschool.co.uk</a></p>
ICT	<p>Year 8.1 and 8.2  <a href="https://hourofcode.com/tpassage">https://hourofcode.com/tpassage</a>            For monitoring and assessment, please e-mail what level that you got up to and take a screenshot of the code that you used to complete that level.  <a href="mailto:dahakpo@riverstonschool.co.uk">dahakpo@riverstonschool.co.uk</a></p> <p>Saturn            Introduction to sequencing commands.  <a href="https://learn.codinggalaxy.com/">https://learn.codinggalaxy.com/</a>            For monitoring and assessment, please e-mail what level that you got up to and take a screenshot of the code that you used to complete that level.  <a href="mailto:dahakpo@riverstonschool.co.uk">dahakpo@riverstonschool.co.uk</a></p>
Art and Design	<p>On A4 paper, make a poster celebrating your favourite artist or designer. Include their name, why they are your favourite and images of their work</p> <p>Please send completed work to Mrs Sin at <a href="mailto:hsin@riverstonschool.co.uk">hsin@riverstonschool.co.uk</a> for feedback and attainment monitoring.</p>
Drama	<p>Please choose from the following list of musical productions; create a PowerPoint presentation about the history of the show, location of its performances, and popular songs:</p> <ul style="list-style-type: none"> <li>• Wicked</li> <li>• The Lion King</li> <li>• Matilda</li> <li>• Jamie</li> <li>• Mama Mia</li> <li>• Blood Brothers</li> </ul> <p>Once you have completed your work, please send it to Miss Watson for feedback and marking to <a href="mailto:vwatson@riverstonschool.co.uk">vwatson@riverstonschool.co.uk</a></p>
Forest School	<p>Complete the following task.            Research and make a poster on the following:</p> <ol style="list-style-type: none"> <li>1. Why are insects small?</li> <li>2. How do I build an insect hotel?</li> </ol> <p>Send to Miss Watson at <a href="mailto:vwatson@riverstonschool.co.uk">vwatson@riverstonschool.co.uk</a> once complete.</p>
Music	<p>Similarly to last week, this week we will be returning to another of the concepts we have looked at previously, but within a rock context, that is the basic building blocks of riffs and chords.</p> <p>First of all, please listen to the Guns N' Roses track <i>Sweet Child O' Mine</i>. As you may notice, the intro is very long, and there are no vocals for its entirety. Instead, the melody is taken up by another instrument. Which is it?</p> <p>.....</p> <p>This instrument plays the main <i>riff</i> of the piece, which returns periodically throughout the song. A riff is a short melody that is repeated over and over again, often as a way of</p>



# Learning from Home Hub

## Work instructions for any pupils unable to attend school during term time



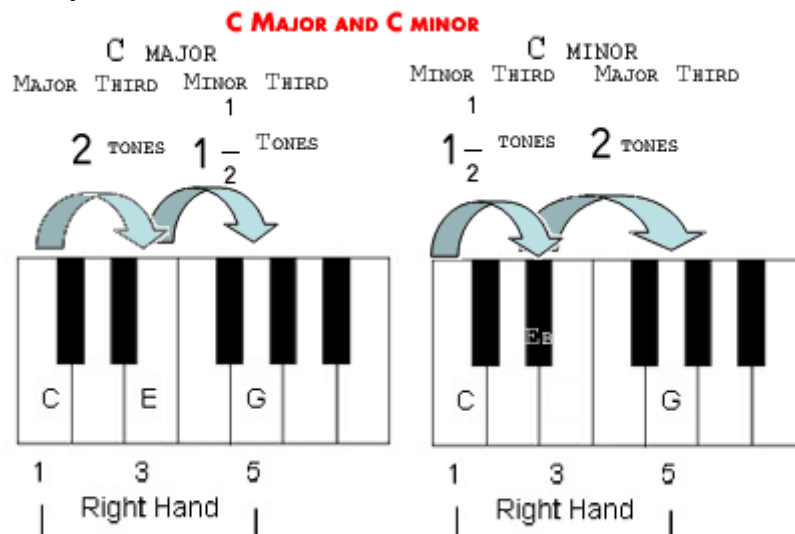
creating a *hook* that isn't found in the vocals, that the listener will clearly be able to remember. Listen to the next few songs and see if you can identify the riffs

Song A: Rage Against the Machine – *Bombtrack* (swearing around 1:20)


Song B: Bon Jovi – *Livin' On A Prayer*

Song C: Arctic Monkeys – *Brianstorm*


But guitars don't just play riffs, they play chords too. To understand what guitar guitars are doing when they play these chords, we have to remember back to the autumn term. Below is a diagram of how to form major and minor chords on a piano. You can see that there are three different notes in each chord: notes 1, 3, & 5. In a C major chord these notes are C, E and G respectively.



When a guitarist plays a C major chord, he ensures that every string he plays is either a C, E or G. The same goes for every other chord he might want to play. How would you write this on a staff? Use your folders and/or previous worksheets to help you answer.



Now, one thing we've briefly mentioned in lessons already is the power chord. Power chords are simpler than the triads above, because they only include notes 1 and 5. So a C power chord contains only the notes C and G. Write it below.



Does anyone know any songs that use riffs? Classical music also uses what we might call riffs, except they use a different name: motifs. Can you hear the riff in this famous piece?  
<https://www.youtube.com/watch?v=NlprozGcs80>

### Week 2

One of the most typical things about rock music is its heavy focus on the guitar. As we heard last week when we were looking at riffs, the guitar is very front-and-centre in the typical rock band, and might be considered the most important instrument.



# Learning from Home Hub

## Work instructions for any pupils unable to attend school during term time



Today then, we'll be looking at the guitar in all of its different aspects. To start us off, let's watch some guitar *virtuosi* (masters), and see what kind of techniques and styles we see being used in rock music.

Eddie Van Halen: <https://www.youtube.com/watch?v=mlpHZo7BsT8>

Jimi Hendrix: <https://youtu.be/qFnlYbFEiE?t=102>

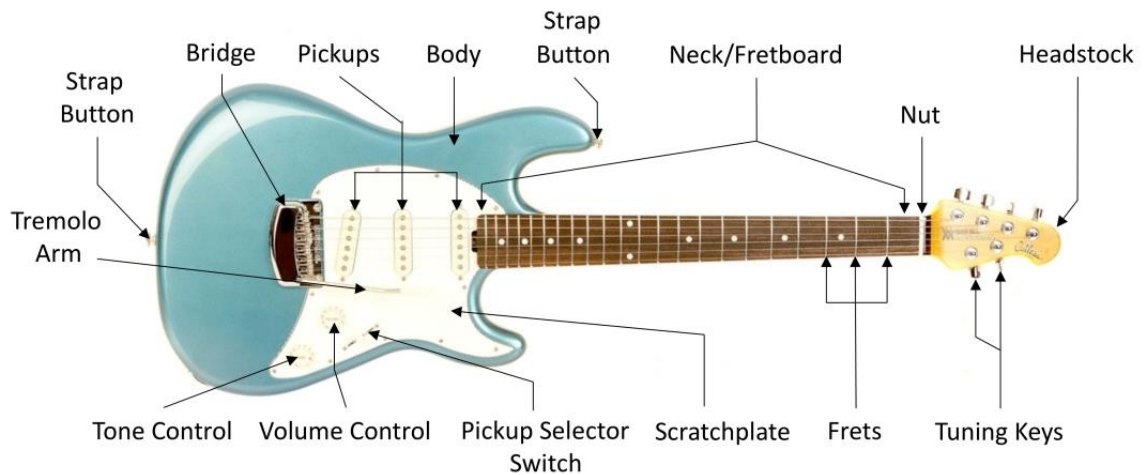
Mario Camerena & Erick Hansel (CHON): <https://youtu.be/jjoNdaM-lw?t=144>

All impressive but quite different in their styles. What did you notice?

<b>Van Halen</b>	
<b>Jimi Hendrix</b>	
<b>CHON</b>	

It might also be worth watching a couple of beginner guitarists to get an idea of what skills are developed as a guitarist gains more experience.

<https://www.youtube.com/watch?v=PjZiCo02HxU> DO NOT BE FOOLED BY THIS VIDEO'S TITLE! These are beginners and they will get (and probably already have gotten) better! But you can see what is important to guitar playing from these players: technique, knowledge of the instrument and experience.



Above is a diagram of a typical electric guitar. The three most easy-to-remember parts of the guitar are the **body**, the **neck** and the **head**. Think of the guitar as a person without arms or legs and you might get the idea.

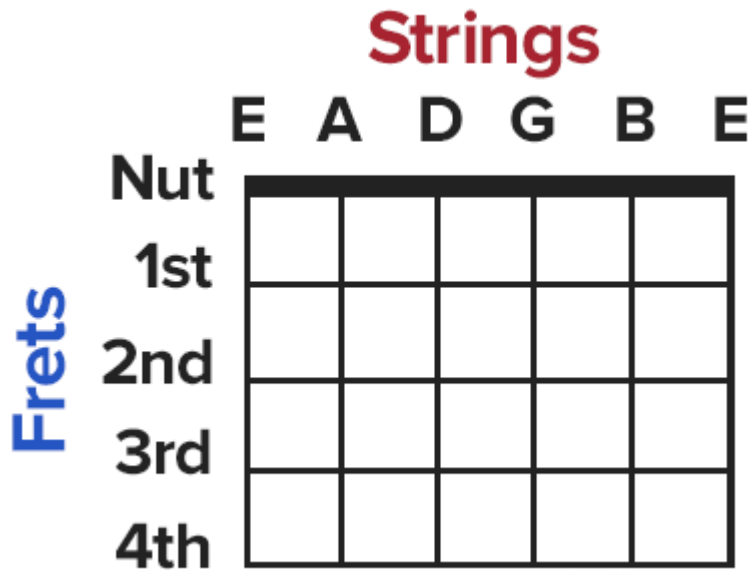
The guitar has **six** strings, as you can see in the diagram below, and each of them has a note name from A-G. One easy way to remember the order of these note names is through the mnemonic "Every And Donkeys Grow Big Ears", which you may remember.





# Learning from Home Hub

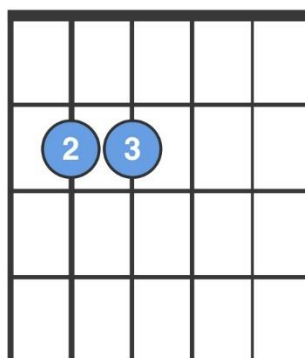
Work instructions for any pupils unable to attend school during term time



Make your own mnemonic now to help remember the string order:

- E: .....
- A: .....
- D: .....
- G: .....
- B: .....
- E: .....

The other numbers (1<sup>st</sup>, 2<sup>nd</sup>, etc.) refer to the **frets**, which are the vertical lines which cross the neck. These are where you put your fingers to create different notes. Using the diagram above, guitarists can work out how to play different things. So, for example:



In this diagram, we are told to put our fingers on the A and D strings in the 2<sup>nd</sup> fret. (The numbers in the circles tell us which fingers to use.) This chord is called an E minor – see if you can play it if you have a guitar to hand.

We will look at the guitar again, so remember this!

Once you have completed your work, please email it back to Mr Turner at [cturner@riverstonschool.co.uk](mailto:cturner@riverstonschool.co.uk) for feedback and marking.



# Learning from Home Hub

## Work instructions for any pupils unable to attend school during term time



Literacy Skills	Saturn <a href="https://www.twinkl.co.uk/resource/us-t-2548990-dictionary-skills-activity-sheets_ver_3.pdf">us-t-2548990-dictionary-skills-activity-sheets_ver_3.pdf (twinkl.co.uk)</a>
Creative Writing	<p><u>Use one of these sentences to begin a story of your choice.</u></p> <p>It was a bright sunny morning.... The zoo was crowded with people..... I could see/smell/hear... I felt.... We went on the.... I knew..... I said.....</p> <p>Once you have completed your work, please email it back to Miss Brown at <a href="mailto:nbrown@riverstonschool.co.uk">nbrown@riverstonschool.co.uk</a> for feedback and marking.</p>
ASDAN	Saturn Please complete the following worksheets:  <a href="https://www.twinkl.co.uk/resource/t-t-5606-what-was-florence-nightingale-known-for-powerpoint">https://www.twinkl.co.uk/resource/t-t-5606-what-was-florence-nightingale-known-for-powerpoint</a>  Watch the power point and make a fact sheet about what you know about Florence nightingale  <a href="https://www.twinkl.co.uk/resource/t-t-289776-florence-nightingale-timeline-activity-sheet">https://www.twinkl.co.uk/resource/t-t-289776-florence-nightingale-timeline-activity-sheet</a>  <a href="https://www.twinkl.co.uk/resource/managing-my-emotions-activity-sheets-cfe-hw-23">https://www.twinkl.co.uk/resource/managing-my-emotions-activity-sheets-cfe-hw-23</a>